





UV Transilluminator

Model: E3200

Operation Manual

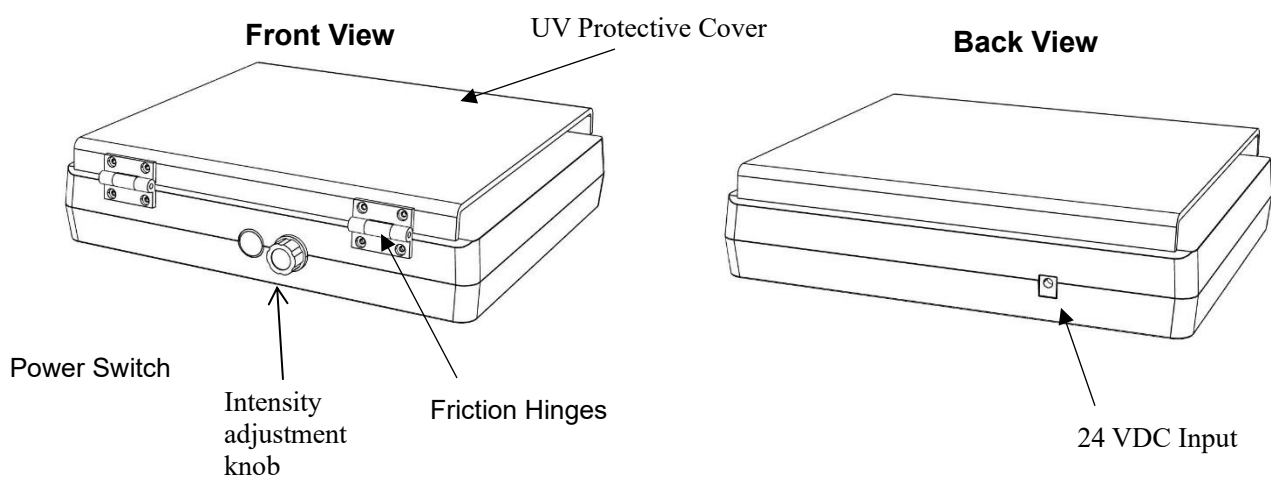
Version 04.24

<p>There are NO KNOWN HEALTH HAZARDS from mercury exposure from lamp that is intact.</p> <p>In the event of a broken UV lamp, there may be possible exposure to mercury.</p> 	<p> WARNING</p> <p>This product can expose you to chemicals including mercury and mercury compounds, which is known to the State of California to cause cancer and birth defects or other reproductive harm.</p> <p>For more information go to www.P65Warnings.ca.gov</p>
--	---

I. Overview

The Accuris E3200 UV Transilluminator is a laboratory instrument designed to provide a uniform source of UV light for the excitation of fluorescent dyes such as Ethidium Bromide, SmartGlow™ and other nucleic acid stains. The E3200 is ideally suited for observation, analysis and photo imaging of stained electrophoresis gels that are positioned on the lighted viewing surface.

The midrange wavelength of the E3200 Transilluminator is 302nm. (Other manufacturers of transilluminators may refer to the same wavelength range as 300nm, or 312nm, but the spectral range is the same.)



II. Warnings



UV light is not visible. When this instrument is turned on, it may not be obvious that there is UV light coming from the viewing surface. Place a piece of white paper on the viewing surface, it will glow purple if the light is on.



Transilluminators are powerful sources of UV radiation, which is hazardous to the skin and eyes.



Always make sure the protective UV blocking cover is positioned to prevent UV exposure to the users and wear protective clothing and protective glasses to prevent UV exposure to the skin and eyes.



Although the UV blocking cover will effectively block UV radiation, it is always recommended to wear protective UV blocking glasses.



Use caution when cutting gels on the glass surface. Although this surface is scratch resistant, use minimal pressure when working with metal blades or tools.



To ensure long life of your transilluminator and the UV bulbs, always turn off the instrument when not in use. It is recommended not to leave the power on for periods longer than 15 minutes.



The viewing surface will look dark even when the bulbs are on, and it is working normally. Please use caution and keep the safety cover in place to block exposure of UV light to the eyes and skin.

II. Installation

Install the E3200 Transilluminator on a level and stable surface such as a laboratory counter, close to an available electrical outlet. The instrument should be oriented with the power switch and hinges facing the user. Leave sufficient space around the instrument to allow proper airflow and take care not to block the cooling fan vents on the bottom of the housing. Make sure that the front power switch is set to the off position, and then connect the included DC power adapter plug to the back of the instrument and to an appropriately rated electrical outlet.

Note: The E3200 accepts 24V DC input from the included power adapter. This power adapter accepts 100V to 240V AC input, and different plug cords are available to match your local outlet type.

III. Operation

1. Place a gel or sample on the viewing surface of the transilluminator.
 2. Position the UV blocking cover to prevent exposure.
 3. Turn on power to the UV light by pressing the front switch.
 4. Adjust the intensity of the UV light by turning the adjustment knob.
-

IV. Specifications

Light Source	4 x 14 W UV bulbs
Transmission wavelength	302nm
Gel Viewing Surface	210 x 260 mm
Dimensions	350 x 300 x 85 mm
Input voltage	100V - 240VAC into 24 VDC Power Adapter
Frequency	50/60Hz

V. Cleaning and Care

The glass surface should be cleaned regularly with a cloth dampened with water, a mild soap solution, or ethanol. In order to extend the working life of light tubes and UV glass filter, power off the instrument when not in use.

For service, contact Benchmark Scientific's Service Department at 908-769-5555

© Copyright, 2024, Benchmark Scientific
PO Box 709
Edison, NJ 08818
USA
Phone: 908-769-5555
Email: info@accuris-usa.com
www.benchmarkscientific.com / www.accuris-usa.com